



NU SKIN®

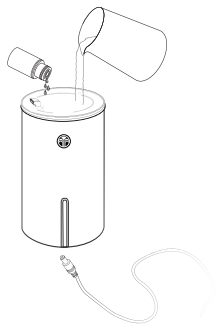
THE DIFFERENCE. DEMONSTRATED.®

USER MANUAL
EPOCH® USB DIFFUSER

Diffuse your Epoch® essential oils any where you go in the Epoch® USB diffuser. The diffuser uses high-frequency ultrasonic technology to mist essential oils into a fine mist. Use the travel diffuser in the car, hotel, office desk or anywhere your space needs a boost.

QUICK START

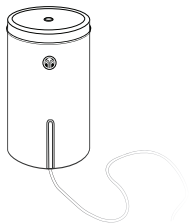
- Fill the diffuser reservoir with 60ml of water and add 5-10 drops of your favorite Epoch essential oil.
- Connect the electric adapter to the diffuser and plug it into a power outlet.
- Press the power button and enjoy.



DETAILED INSTRUCTIONS

FILLING THE RESERVOIR WITH WATER AND ESSENTIAL OIL

- Unplug the diffuser when filling it with water.
- Carefully pour up to 60ml of clean water into the diffuser reservoir.
- Do not fill above the indicated line. The diffuser will not operate efficiently if the diffuser is too full of water.
- Add up to 5-10 drops of your favorite Epoch essential oil to the water.

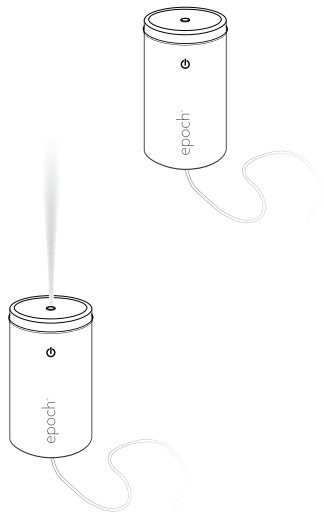


PLUGGING IN THE CORD ADAPTER

- Plug the electric adapter into the socket at the base of the diffuser.
- Plug the USB plug into a power outlet.

USING THE DIFFUSER

- Once the diffuser has water and oil and is connected to a power outlet, fit the plastic lid properly on the base.
- Press the power button.
 - Press the button once for light and mist.
 - Press the button twice for no light and mist.
 - Press the button three times to turn the diffuser off.
- The diffuser will automatically turn off when the water is too low.



CLEANING THE DIFFUSER

- Clean the diffuser after every use.
- Disconnect the diffuser from power before cleaning.
- Empty the diffuser reservoir and wipe it clean with an alcohol wipe or a soft, damp cloth.
- Use a cotton swab or cloth to clean the ultrasonic plate.
- Do not use detergents, solvents, or abrasive agents to clean the diffuser.

DIFFUSER SPECIFICATIONS

- Reservoir Capacity: 60ml
- Run Time: Up to four hours of continual use
- Rated Power: 2.5Watts
- DC Input: 5V 0.5A

CAUTION

- Do not use the diffuser for any other purpose than diffusing essential oils.
- Do not fill the reservoir with essential oil by itself—always include water.
- Do not open or try to repair the diffuser.
- Do not put the diffuser in water or use the diffuser with wet hands.
- Do not use the diffuser near combustible materials.
- Do not use on wooden or painted surfaces that can be damaged by essential oil.
- Keep the diffuser upright at all times.
- Do not expose the diffuser to heat.
- Do not store the diffuser in hot or moist locations.
- Do not overfill the diffuser reservoir.
- If skin or eye irritation occurs, discontinue use of the diffuser and consult a health care provider.
- Keep out of reach of children and pets.
- Use the diffuser on a dry, even surface.

TROUBLESHOOTING

If your diffuser does not work properly, try the following:

- Check if the reservoir is empty and refill as needed.
- Check the ultrasonic plate for clogging and clean as indicated.
- Check to make sure your electric source is working.

SOLD EXCLUSIVELY BY NU SKIN ENTERPRISES AUTHORIZED DISTRIBUTORS
MFD. IN CHINA EXCLUSIVELY FOR NSE PRODUCTS INC., PROVO, UT 84601
©2015 NSE PRODUCTS, INC. 94505880