



NU SKIN®

THE DIFFERENCE. DEMONSTRATED®

USER MANUAL
EPOCH® MINI MIST DIFFUSER

The Epoch Mini Mist diffuser is the perfect way to enjoy Epoch® essential oils while on the go. The Mini Mist's ultrasonic technology vibrates to vaporize water and essential oil into a fine mist. The mist and natural aroma will surely grab the attention of curious people around you. This convenient and easy-to-use personal diffuser is a great way to share Epoch essential oils with others.

QUICK START

- Install four AAA batteries.
- Mix one drop of your favorite Epoch essential oil with 50ml of distilled water in the bottle provided and fill the reservoir. Citrus essential oils may breakdown sensitive diffuser components. Do not use Epoch Lemon Essential Oil in the Mini Mist Diffuser. Do not drop oil directly into the reservoir.
- Slide the front panel of the diffuser down and enjoy.

DETAILED INSTRUCTIONS

BATTERY INSTALLATION

- Remove the battery cover on the back of the diffuser by pressing and sliding the battery cover downward.
- Install four AAA batteries (included).
- Replace the battery cover by sliding it upward until it locks.

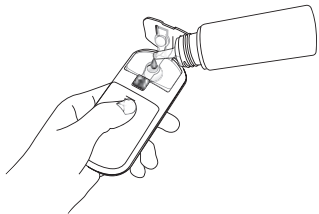
MIXING ESSENTIAL OIL AND WATER

- Citrus essential oils may breakdown sensitive diffuser components. Do not use Epoch Lemon Essential Oil in the Mini Mist Diffuser.
- Remove the lid and water reducer from the fill bottle provided. Fill the bottle with distilled water.





- Mix in one drop of your favorite Epoch essential oil with 50ml of distilled water.

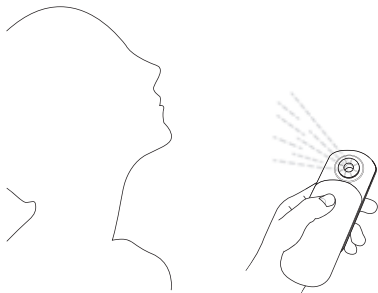
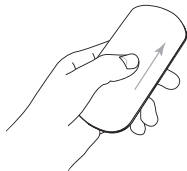


FILLING THE RESERVOIR

- Open the reservoir cover and unplug the reservoir.
- Fill the reservoir with a small amount of distilled water and essential oil blend (do not overfill).
- Replace the reservoir plug and close the cover.

USING THE MINI MIST

- Hold the diffuser vertically.
- Slide the front panel of the diffuser down and lightly shake the diffuser several times before using it. Air between the ultrasonic disc and reservoir will prevent the diffuser from producing mist. Lightly shaking the device up and down removes the air.
- The power indicator light will turn on and the diffuser will begin to mist.
- If using the diffuser continuously, periodically shake the unit to keep the mist going at full strength.
- Turn off the diffuser by sliding the front panel back up.
- Each mist cycle will last 30 seconds.



CLEANING THE DIFFUSER

1. Wipe the diffuser periodically with a damp cloth to remove fingerprints and normal essential oil buildup.
2. Periodically clean the ultrasonic plate with a clean, dry cotton swab.
3. After every few uses, clean out the reservoir with a small amount of rubbing alcohol to clear out any residual essential oil. Let dry completely before the next use.

DIFFUSER SPECIFICATIONS

- Battery: Four AAA batteries (included)
- Rated voltage: DC6V

CAUTION

- Do not use the diffuser for any purpose other than diffusing essential oils.
- Do not fill the diffuser reservoir with essential oil by itself—always include a mixture of the 50ml of distilled water and 1 drop of your favorite Epoch essential oil.
- Citrus essential oils may breakdown sensitive diffuser components.
Do not use Epoch Lemon Essential Oil in the Mini Mist Diffuser.
- Do not tamper with or try to repair the diffuser.
- Do not put the diffuser in water or use the diffuser with wet hands.
- Do not use the diffuser near combustible materials.
- Do not expose the diffuser to heat.
- Do not store the diffuser in hot or moist locations.
- Turn off the diffuser immediately if the diffuser becomes warm.
- Do not overfill the diffuser reservoir.
- If mist goes into your eyes and causes discomfort, flush your eyes out with water. If discomfort persists, see a doctor.
- Stop using the diffuser if you experience skin irritation.
- Keep out of reach of children.
- Do not use closer than 18 inches from your face

TROUBLESHOOTING

If your Mini Mist does not mist well, try the following:

- Check if the reservoir is empty and refill as needed.
- Check the ultrasonic plate for clogging and clean as indicated.
- If misting slows down, check if the batteries are low and replace as needed.
The life of the Mini Mist will depend on the quality of battery used.
Consider using high-quality alkaline batteries.

MFD. IN THE U.S.A. EXCLUSIVELY FOR NSE PRODUCTS INC., PROVO, UT 84601
©2015 NSE PRODUCTS, INC. NUSKIN.COM
01 001441 94504115/2